



OBM General Site Information Pack

This booklet is designed to provide you with general information relating to Ora Banda Mining Sites.

Disclaimer

This document is designed to be in harmony with applicable legal requirements. All requirements under this document and applicable laws must be met.

To the maximum extent permitted by law, Ora Banda Mining Ltd, its subsidiaries and their respective directors, officers, employees, agents and contractors disclaim any liability for any loss or damage suffered or incurred by any person or entity however caused relating in any way to this document, including without limitation, the contents of this document and any inaccuracies, misstatements or omissions.

Contents

1.0	Ora Banda Mining Limited	3
2.0	OBM Core Values	3
	We target Zero Harm	3
	We are a Team with a Winning Mindset	3
	We Pursue Solutions with Intent	3
	We Accept the Challenge to Create Value	3
3.0	Flight Information.....	4
3.1.	Brooks Airways	4
3.1.1.	Flight Schedule and Information	4
3.1.2.	Transport Information – Callion Airstrip	5
3.2.	Nexus Airlines	5
3.2.1.	Flight Schedule and Information	5
3.2.2.	Tuesday Transport Information – Kalgoorlie Airport	6
3.3.	Aerlink.....	6
3.3.1.	Flight Schedule and Information	6
3.3.2.	Wednesday Transport Information – Kalgoorlie Airport.....	7
3.3.3.	Thursday Transport Information – Kalgoorlie Airport.....	8
3.3.4.	Aerlink Web Check-in	8
4.0	Terminal Information	9
4.1.	Brooks Airways Check-In Facility.....	9
4.1.1.	Departing Perth	9
4.1.2.	Arriving Perth.....	10
4.1.3.	Parking	10
4.2.	Perth Airport Terminal 2.....	11
4.2.1.	Departing Perth	11
4.2.2.	Arriving Perth.....	11
4.2.3.	Parking - Perth Airport Terminal 2	12
4.3.	Kalgoorlie Airport	14
4.3.1.	Departing Kalgoorlie.....	14
4.3.2.	Arriving Kalgoorlie.....	14
5.0	Directions - Driving to Site	17
5.1.	Driving to Davyhurst from Kalgoorlie	17
5.2.	Driving to Riverina from Kalgoorlie	17
6.0	Preparing For Site	19
6.1.	General Information.....	19

1.0 Ora Banda Mining Limited

Ora Banda Mining (ASX: OBM) is a uniquely positioned gold exploration and development company as 100% owner of the Davyhurst Gold Project in the highly productive eastern goldfields region of Western Australia.

Davyhurst is located just 120 km north-west of Kalgoorlie. The region is host to multiple gold deposits with OBM currently carrying a total mineral resource inventory of 2.00 Moz at an average grade of 2.5 g/t Au. The Company has defined mineral reserves of 276koz at 1.9 g/t Au. Our tenements are also highly prospective for Nickel, Copper and Lithium.

OBM owns an existing centralised 1.2 Mtpa processing hub, as well as additional established infrastructure at Davyhurst. This has facilitated the rapid unlocking of the value contained within the known resource base held by the Company.

OBM is governed by a Board of Directors with extensive experience in the resource and finance sectors.

2.0 OBM Core Values

Ora Banda Mining's Core Values are formal statements of declarations about how the organisation wants to value their customers, suppliers and be valued within the community. These Core Values explicitly define how our people will behave with each other in the organisation.

We target Zero Harm

- Safety imbedded in all that we do
- Risks assessed and actively managed
- Sustainable environmental performance

We are a Team with a Winning Mindset

- Plan to win – targets are known and achieved
- Every Person important to Team success
- Every Person accountable for their actions

We Pursue Solutions with Intent

- Communication positive and respectful
- Empowered workforce that keeps improving
- Systems of work support high performance

We Accept the Challenge to Create Value

- Develop our people to make a difference
- Achieve top 10% of industry performance
- Mediocrity is unacceptable


3.0 Flight Information

3.1. Brooks Airways


Brooks Airways operates a 9-seater Kingair charter flight which flies direct from Perth Airport to Callion Airstrip located just 15-minutes' drive from our Davyhurst Operations on a Monday and Thursday. All Brooks Airways terminal lounge details can be found below at 4.0 Terminal Information on page 11.

3.1.1. Flight Schedule and Information

Timetable may be subject to change. If so, you will be notified via email or text message

 MONDAY BROOKS AIRWAYS FLIGHT SCHEDULE					
FLIGHT #	ETD	FROM	TO	ETA	SEATS
N/A	7:00 AM	PERTH	DAVYHURST	8:10 AM	9
N/A	7:00 AM	PERTH	DAVYHURST	8:10 AM	9
N/A	9:10 AM	DAVYHURST	PERTH *(via Jandakot)	11:00 AM	9
N/A	4:30 PM	DAVYHURST	PERTH	5:50 PM	9

*The flight will depart Davyhurst Callion Airstrip and arrive into Jandakot Airport at 10:20am. Passengers will then be transferred to the Brooks Airways terminal in a 12-seater bus arriving at 11:00am.

 THURSDAY BROOKS AIRWAYS FLIGHT SCHEDULE					
FLIGHT #	ETD	FROM	TO	ETA	SEATS
N/A	7:00 AM	PERTH	DAVYHURST	8:10 AM	9
N/A	7:00 AM	PERTH	DAVYHURST	8:10 AM	9
N/A	3:45 PM	DAVYHURST	PERTH	5:00 PM	9
N/A	3:45 PM	DAVYHURST	PERTH	5:00 PM	9

- Passenger baggage weights are limited to 10kg total baggage checked in soft duffle style bags or backpacks. Excess baggage should be applied for by emailing Admin Davyhurst admin.davyhurst@obmltd.com.au.
- Pre departure snacks and beverages shall be available at Brooks Airways lounge and self-serve snack box onboard the aircraft.
- Check-in opens 50 minutes prior to the flight departure time and closes 30 minutes prior to the flight departure time.
- If you arrive to the terminal or airstrip within 30 minutes of departure you will not be allowed to check in, and disciplinary action will be taken, should you not have a valid reason for missing the flight.
- Flight itineraries will be issued via email or text message from your respective Administration team the day before travelling to site.

- **In the event you have not received these details via email or text by 12:00pm the day before travel please contact either your Site Administrator or Site Supervisor.**

3.1.2. Transport Information – Callion Airstrip


Please contact your respective Site Administrator or Site Supervisor for details regarding your transport to and from the Callion Airstrip.

3.2. Nexus Airlines

Nexus Airlines operates a 76-seater Dash 8 Q400 charter flight which flies direct from Perth Airport Terminal 2 to Kalgoorlie Airport on a Tuesday. All Perth Airport Terminal 2 and Kalgoorlie Airport terminal details can be found below at 4.0 Terminal Information on page 11.

3.2.1. Flight Schedule and Information

Timetable may be subject to change. If so, you will be notified via email or text message

		TUESDAY NEXUS AIRLINES FLIGHT SCHEDULE			
FLIGHT #	ETD	FROM	TO	ETA	SEATS
GD401	5:10 AM	PER	KGI	6:25 AM	71
GD402	7:40 AM	KGI	PER	8:55 AM	61
GD403	12:55 PM	PER	KGI	2:10 PM	61
GD404	2:40 PM	KGI	PER	3:55 PM	71

- Passenger baggage weights are limited to 23kg total baggage checked and 7kg total baggage carry on in soft duffle style bags or backpacks. Excess baggage should be applied for by emailing Admin Davyhurst admin.davyhurst@obmltd.com.au.
- Nexus Airlines will provide tea, coffee, juice, and water to passengers as part of the in-flight service on all legs. Passengers on the AM flights will be provided with a breakfast pack and passengers on the PM flights will be provided with a snack.
- Check-in opens 90 minutes prior to the flight departure time and closes 30 minutes prior to the flight departure time.
- All passengers must proceed IMMEDIATELY through to security screening after check-in to avoid delays.
- If you arrive within 30 minutes of departure you will not be allowed to check in, and disciplinary action will be taken, should you not have a valid reason for missing the flight.
- Flight itineraries will be issued via email or text message from your respective Administration team the day before travelling to site.
- **In the event you have not received these details via email or text by 12:00pm the day before travel please contact either your Site Administrator or Site Supervisor.**

3.2.2. Tuesday Transport Information – Kalgoorlie Airport


Davyhurst	Riverina
Fly Out – Tuesday AM	Fly Out – Tuesday AM
4:40 AM Depart Davyhurst Village	4:10 AM Depart Riverina Village
5:15 AM Depart Siberia Mine Site	4:20 AM Depart Riverina Mine Site
6:40 AM Arrive Kalgoorlie Airport	6:40 AM Arrive Kalgoorlie Airport
Fly In – Tuesday AM	Fly In – Tuesday AM
6:55 AM Depart Kalgoorlie Airport	6:55 AM Depart Kalgoorlie Airport
8:20 AM Depart Siberia Mine Site	9:15 AM Depart Riverina Mine
8:55 AM Arrive Davyhurst Village	9:25 AM Arrive Riverina Village
Fly Out – Tuesday PM	Fly Out – Tuesday PM
11:40 AM Depart Davyhurst Village	11:10 AM Depart Riverina Village
12:15 PM Depart Siberia Mine Site	11:20 AM Depart Riverina Mine Site
1:40 PM Arrive Kalgoorlie Airport	1:40 PM Arrive Kalgoorlie Airport
Fly In – Tuesday PM	Fly In – Tuesday PM
2:25 PM Depart Kalgoorlie Airport	2:25 PM Depart Kalgoorlie Airport
3:50 PM Depart Siberia Mine Site	4:45 PM Depart Riverina Mine Site
4:25 PM Arrive Davyhurst Village	4:55 PM Arrive Riverina Village

3.3. Aerlink


Aerlink operates a 70-seater ATR72-500 charter flight which flies direct from Perth Airport Terminal 2 to Kalgoorlie Airport on Wednesday and Thursday. All Perth Airport Terminal 2 and Kalgoorlie Airport terminal details can be found below at 4.0 Terminal Information on page 11.

3.3.1. Flight Schedule and Information

Timetable may be subject to change. If so, you will be notified via email or text message

 WEDNESDAY AERLINK FLIGHT SCHEDULE					
FLIGHT #	ETD	FROM	TO	ETA	SEATS
HT758	7:10 AM	PER	KGI	8:40 AM	68
HT759	3:40 PM	KGI	PER	5:10 PM	68

Timetable may be subject to change. If so, you will be notified via email or text message

 THURSDAY AERLINK FLIGHT SCHEDULE					
FLIGHT #	ETD	FROM	TO	ETA	SEATS
HT750	7:00 AM	PER	KGI	8:30 AM	68
HT751	9:00 AM	KGI	PER	10:30 AM	68
HT752	2:10 PM	PER	KGI	3:30 PM	68
HT753	4:00 PM	KGI	PER	5:30 PM	68

- Passenger baggage weights are limited to 10kg total baggage checked and 4kg total baggage carry on in soft duffle style bags or backpacks. Excess baggage should be applied for by emailing Admin Davyhurst admin.davyhurst@obmltd.com.au.
- Aerlink will provide tea, coffee, juice, and water to passengers as part of the in-flight service on all legs. Passengers on the AM flights will be provided with a breakfast pack and passengers on the PM flights will be provided with a snack.
- Check-in opens 90 minutes prior to the flight departure time and closes 30 minutes prior to the flight departure time.
- All passengers must proceed IMMEDIATELY through to security screening after check-in to avoid delays.
- If you arrive within 30 minutes of departure you will not be allowed to check in, and disciplinary action will be taken, should you not have a valid reason for missing the flight.
- Flight itineraries will be issued via email or text message from your respective Administration team the day before travelling to site.
- **In the event you have not received these details via email or text by 12:00pm the day before travel please contact either your Site Administrator or Site Supervisor.**

3.3.2. Wednesday Transport Information – Kalgoorlie Airport

Davyhurst	Riverina
Fly In – Wednesday AM	Fly In – Wednesday AM
8:55 AM Depart Kalgoorlie Airport	8:55 AM Depart Kalgoorlie Airport
10:25 AM Depart Siberia Mine Site	11:20 AM Depart Riverina Mine
10:55 AM Arrive Davyhurst Village	11:25 AM Arrive Riverina Village
Fly Out – Wednesday PM	Fly Out – Wednesday PM
12:30 PM Depart Davyhurst Village	12:10 PM Depart Riverina Village
1:10 PM Depart Siberia Mine Site	12:15 PM Depart Riverina Mine Site
2:40 PM Arrive Kalgoorlie Airport	2:40 PM Arrive Kalgoorlie Airport

3.3.3. Thursday Transport Information – Kalgoorlie Airport

Davyhurst	
Fly Out – Thursday AM	
5:50 AM	Depart Davyhurst Village
6:25 AM	Depart Siberia Mine Site
8:00 AM	Arrive Kalgoorlie Airport
Fly In – Thursday AM	
8:45 AM	Depart Kalgoorlie Airport
10:10 AM	Depart Siberia Mine Site
10:45 AM	Arrive Davyhurst Village
Fly Out – Thursday PM	
12:50 PM	Depart Davyhurst Village
1:25 PM	Depart Siberia Mine Site
3:00 PM	Arrive Kalgoorlie Airport
Fly In – Thursday PM	
3:45 PM	Depart Kalgoorlie Airport
5:10 PM	Depart Siberia Mine Site
5:45 PM	Arrive Davyhurst Village

3.3.4. Aerlink Web Check-in

AVAILABLE UP TO 90 MINS PRIOR TO DEPARTURE – after that you will be required to present to the check-in counter.

Online Access: <https://aerlink.uplift.express/web-check>

Note, this web address can be saved as a mobilised APP to your smartphone home screen. Instructions at end of this guide.

Step 1. - As shown in screen shot you are required to complete the following:

- First Name
- Last Name
- From Location (start typing then select from the dropdown location)
- Departure Date
- Then select 'Continue'.



Step 2. - If you are booked on the flight, it will display a confirmation of your booking.

Then select 'Continue'.

Step 3. - Dangerous Goods declaration to be read and if carrying No dangerous good, select 'No' and then select 'Continue'.

Note: If you are planning to carry Dangerous Goods you will not be permitted to do Web Check and must check-in at Aerlink counter.

Step 4. - Answer Yes or No to checking in a bag (if you answer 'Yes' you can still web check, but you must still go to the check-in counter to process bag drop.

Enter your mobile number (no spaces. e.g. 0411333666) and select 'Continue'.

You will then be able to select a seat from the seat map by clicking/touching the seat. Select Continue to complete process.


The system then sends an SMS which includes your e-boarding pass which you can present at the Gate or Check-in counter for bag drop.

Saving Aerlink Web Check as a mobilised APP on Smartphone for Quick Access

Web address: <https://aerlink.uplift.express/web-check>

iPhone Users

Use Safari

At bottom of iPhone screen, tap the share button which displays options.  Scroll down to 'Add to Home Screen' then save

Android Users

Use web APP or Chrome

Tap the menu icon (3 dots in upper righthand corner) and tap 'Add to Home Screen'. You can enter a name for the short cut or just save

4.0 Terminal Information

4.1. Brooks Airways Check-In Facility



4.1.1. Departing Perth

- The Brooks terminal is located at 468 Great Eastern Highway Ascot WA 6104.
- Parking options at Perth Airport are available on the following page.
- Passengers departing Perth can request a transfer from the bus bay opposite Perth Flight Centre or from the Redcliffe Train Station. This needs to be arranged with OBM Admin by 12:00pm the day before your flight.
- Upon arrival to the facility, passengers are to make their way to the designated check-in counters, at the check-in desk passengers should:
 - Check-in and identify themselves to the check-in agent.
 - Airport staff will facilitate all check-in, baggage, and passenger processing.
- Passengers will be provided with a boarding pass.
- There is no baggage service, so you are required to hold on to your own luggage and transport to and from the plane.

- Passengers are then to proceed directly to the departure lounge to wait for the boarding call.
- When the flight is called, passengers will then take a short 1-minute private Brooks bus ride to Perth Airport where they will access the planes via the gate at Airflite.

4.1.2. Arriving Perth

- On arrival in Perth, passengers will disembark the plane, collect their baggage via the gate at Airflite. Passengers will then take a short 1-minute private Brooks bus ride to the Brooks terminal at 468 Great Eastern Highway Ascot WA 6104. Alternatively, passengers can arrange their own travel home upon arrival at Airflite, pre-arrange to be dropped off at the bus bay opposite Perth Flight Centre or the Redcliffe Train Station. This needs to be arranged with OBM Admin by 12:00pm the day before your flight.

4.1.3. Parking

Parking is located in the “General Aviation” precinct of Perth Airport or T3 and T4 Parking Areas.



For more information & costs please see and contact Perth Airport on 08 9478 8888. Alternatively, you can contact these private car parking facilities. <https://www.perthairport.com.au/parking>

- Airport Security Parking: 08 9479 3599
- Hammer Airport Parking: 08 9277 4775
- Skypark: 08 9277 9566
- Park & Fly: 08 9353 2305

Limited parking is available at the Brooks Airways Terminal for approved personnel only. Please contact admin.davyhurst@obmltd.com.au for availability.



4.2. Perth Airport Terminal 2

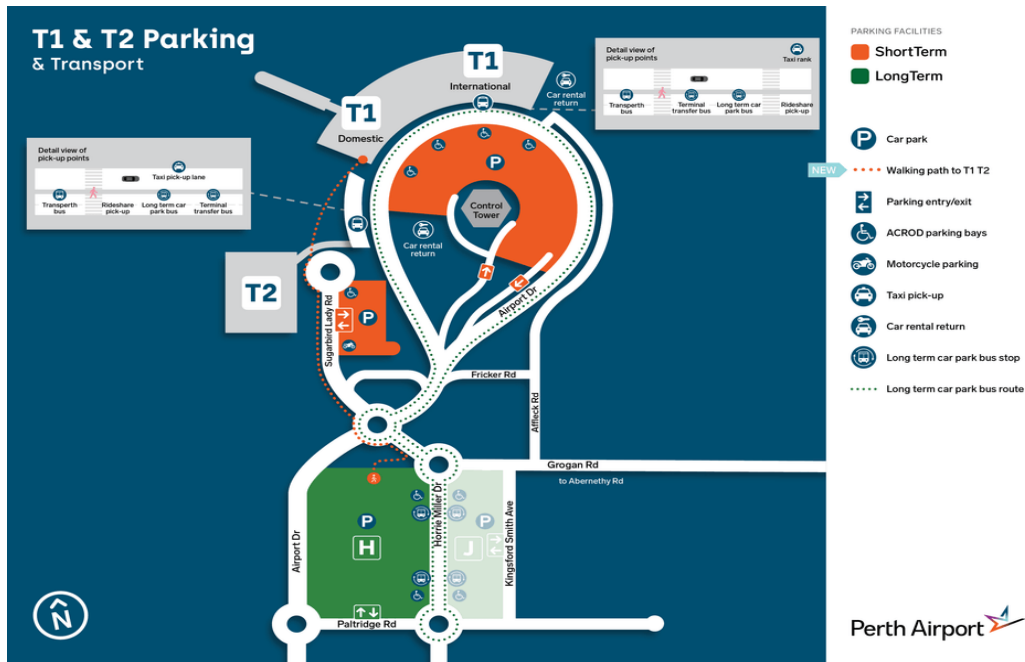


4.2.1. Departing Perth

- Located at Perth Airport Terminal 2 - Sugarbird Lady Road, Perth WA 6105.
- Passengers are to make their way to the designated T2 check in counters, at the check in desk passengers should:
 - Check-in and identify themselves to the check-in agent.
 - Airport staff will facilitate all check-in, baggage drops and passenger processing.
- Passengers will be provided with a boarding pass and a baggage tag receipt.
- Passengers will then move through the Perth Airport security screening in accordance with Perth Airport procedures.
- Passengers are then to proceed directly to the departure lounge to wait for the boarding call.
- When the flight is called, passengers are to move to the departure gate kiosk to have their boarding pass checked.
- When checked, the passengers will be guided to the departure gate where the aircraft will be waiting for boarding, there will be electronic signage at the gate number identifying the flight number and location (Kalgoorlie) to assist passengers to their respective gate.

4.2.2. Arriving Perth

- On arrival in Perth, passengers will disembark and walk through the T2 terminal building to the baggage claim area to retrieve baggage and then proceed to the outside area where public transport or arranged travel is organised by the passenger.
- On exiting the terminal there is a taxi/Uber rank and general pick-up area available.



4.2.3. Parking - Perth Airport Terminal 2

For more information & costs please see and contact:

- Perth Airport on 08 9478 8888.

Alternatively, you can contact these private car parking facilities.

- Airport Security Parking: 08 9479 3599
- Skypark: 08 9277 9566
- Park & Fly: 08 9353 2305.

Figure A: View of check-in counters T2



Figure B: View of departure area counters T2



Figure C: Baggage claim area T2

Figure D: Security point T2



4.3. Kalgoorlie Airport



4.3.1. Departing Kalgoorlie

- Passengers are to make their way to the designated Kalgoorlie Airport check in counter, at the check in desk passengers should:
 - Check-in and identify themselves to the check-in agent.
 - Airport staff will facilitate all check-in, baggage drops and passenger processing.
- Passengers will then move through the Kalgoorlie Airport security screening in accordance with Kalgoorlie Airport procedures.
- Passengers are then to proceed directly to the departure lounge to wait for the boarding call.
- When the flight is called, passengers are to move to the departure gate kiosk to have their boarding pass checked.
- When checked, the passengers will be guided to the departure gate where the aircraft will be waiting for boarding.

4.3.2. Arriving Kalgoorlie

Ora Banda uses Goldrush Tours for transfers from Kalgoorlie Airport to site. Once you land at Kalgoorlie Airport, please collect your baggage, and make your way to the Goldrush Tours buses located outside the terminal. Please see figure E and figure F for Goldrush Tours bus pick up area location.

Figure E: View of check-in counters Kalgoorlie Airport, Kalgoorlie



Figure F: View of departure area Kalgoorlie Airport, Kalgoorlie



Figure C: Baggage claim area Kalgoorlie Airport, Kalgoorlie



Figure D: Security point Kalgoorlie Airport, Kalgoorlie



Figure E: Goldrush Tours Bus pick up area



Figure F: GoldRush Tour Bus pick up area



5.0 Directions - Driving to Site

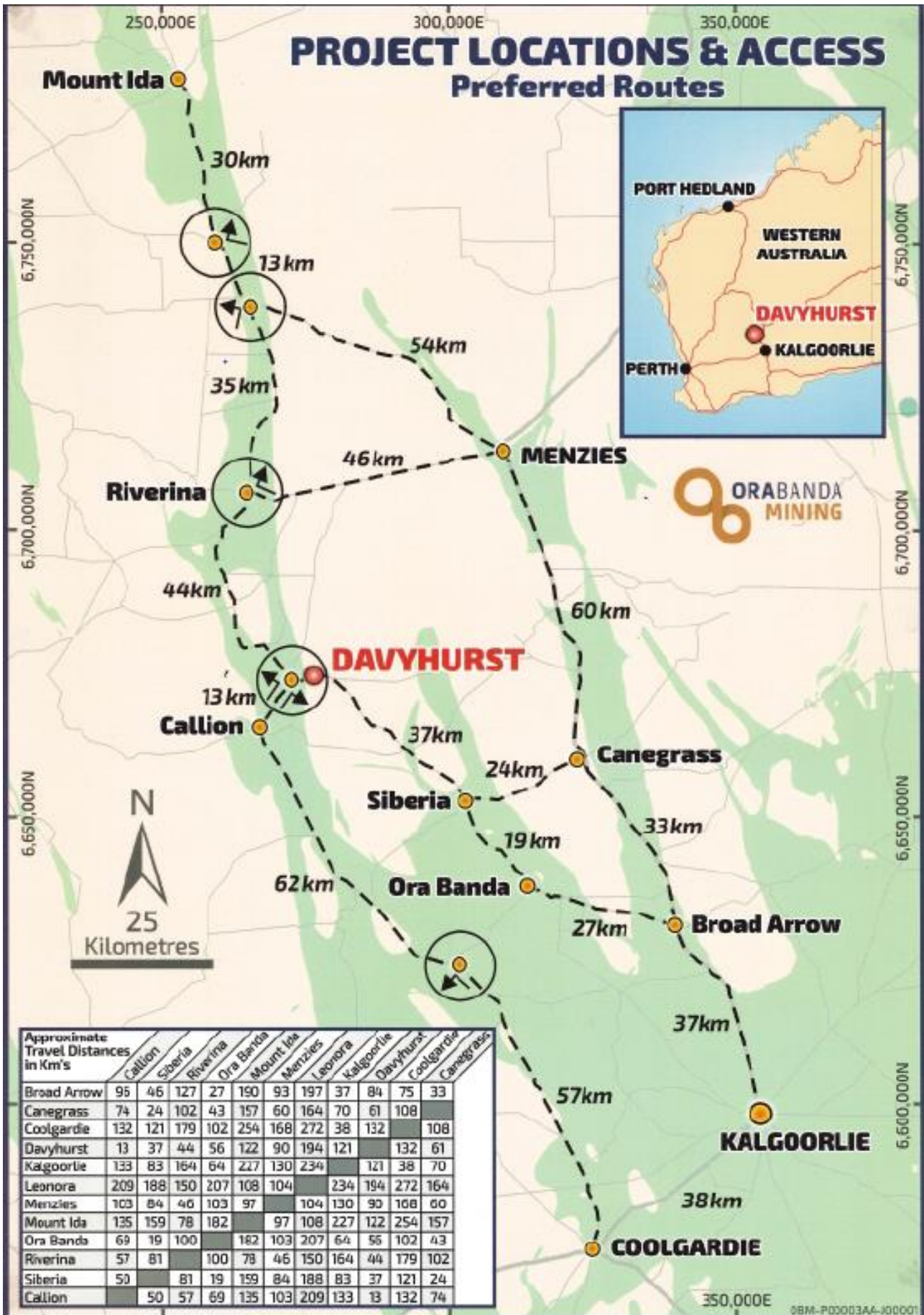
Non mine spec vehicles are not permitted on any active Ora Banda Mining operation and must remain within the Village carparks.

5.1. Driving to Davyhurst from Kalgoorlie

1. Head north-east along Hannan Street, Kalgoorlie to the T-junction of National Route 94 Alternative and Goldfields Highway.
2. Turn left onto Goldfields Highway and continue for a further 39kms to Broad Arrow.
3. Turn left onto Broad Arrow - Ora Banda Road. Drive approx. 27kms (30mins) to Ora Banda Historical Inn.
4. Turn right into Davyhurst – Ora Banda Road.
5. Continue along Davyhurst – Ora Banda Road for approximately 56kms (45 minutes) to the Site Access Road (signposted).
6. If going to the Davyhurst Village Accommodation, turn left at the Village signpost and drive in approximately 300m until you reach the carpark.
7. If going to the Davyhurst Site, turn right at the Site Access Road and follow the signage to the Site Administration Office.

5.2. Driving to Riverina from Kalgoorlie

1. Head north-east along Hannan Street, Kalgoorlie to the T-junction of National Route 94 Alternative and Goldfields Highway.
2. Turn left onto Goldfields Highway and continue for a further 130kms (1-hour 20mins) to the town of Menzies.
3. Turn left onto Brown Street, which turns into Evanston-Menzies Road.
4. Continue along Evanston-Menzies Road for 46kms (35 minutes).
5. If going to the Riverina Mine Site, turn right at the Riverina Mine Site sign and follow signs to Site Administration Office.
6. If going to the Riverina Village, continue along Evanston-Menzies Road past the Mine Site for approximately 5 minutes and turn right at the Riverina Village sign.



6.0 Preparing For Site

6.1. General Information

- If you are working on the day you fly to site, please ensure you are dressed in high vis long sleeve shirt and high vis pants and steel cap laced up boots, to start work on arrival.
- Village check-in is available from 4:30pm daily.
- You must be checked out of your room with the key dropped back to the designated drop box by 6:00am on the day of departure.
- Rostered residents are assigned a regular room. However, from time-to-time residents may be accommodated in another room without prior notice for OBM to meet operational requirements and undertake regular maintenance and improvements.
- At the end of each swing, residents are to pack up all their belongings into a suitable bag. All personal luggage is to be clearly labelled with your FULL NAME in either a suitcase, backpack, or duffle bag and neatly and securely stored away in the bag storage rooms.
- Please bring casual clothing as there are dress standards in the dining room and keep in mind that singlets are not permitted in the dining room.
- No work clothes allowed in the mess if they have been worn on shift, no matter where you work, office, or in the field. No gym clothes post workout and no singlets are to be worn in the mess.
- Please bring your own personal toiletries. A bar of soap is provided in each village room and some toiletries are stocked at the village shop if you forget.
- You are required to bring any prescription medications that you need for the duration of your roster, including over the counter items such as cold and flu tablets, panadol and ibuprofen. These medications must be declared in your Medical Declaration.
- TV reception is limited, so you may wish to download movies on a tablet or iPad for your entertainment.
- WIFI is available within the Villages using the Guest network and no password is required. Telstra customers usually get the best internet coverage on site.
- To make your stay a comfortable experience, every room is equipped with an ensuite bathroom, desk unit, TV, king single bed, wardrobe, air conditioner and refrigerator.
 - Your rooms are supplied with linen, towels, and soap for your stay.
 - The rooms are cleaned, and linen changed weekly however, you will be responsible for the hygiene and tidiness of your room.
- Communal barbecue facilities are provided within Ora Banda Mining Villages located outside the wet mess. Residents using these facilities are responsible for cleaning the barbecues after use. Barbecue packs which are in lieu of a meal, can be ordered through the Village Caterer with 24-hours' notice.
- Laundries contain washing machines and dryers as well as laundry powder. If you have sensitive skin, it may be advisable to bring your own washing powder.
- You will complete an induction in person on arrival at Site or the following morning. Please notify your safety team immediately if you feel unsafe or did not understand any part of the induction.
 - There is a "zero tolerance" policy for employees who report for work under the influence of drugs or alcohol.

- Ora Banda Mining conducts random drug and alcohol testing on site.
- Compulsory breathalyser (alcohol) testing is conducted prior to commencement of each shift.

For more site requirements and information refer to the following documents:

- Village Rules and Obligations Procedure (OBM-HSE-PRO-020)
- Village Accommodation Obligations Overview (OBM-HSE-GDL-015)
- Village Gym Rules (OBM-HSE-FRM-035)
- Davyhurst Camp Layout & Evacuation Plan (DGP-HSE-SPE-001)
- Riverina Camp Layout & Evacuation Plan (RIV-HSE-SPE-001)